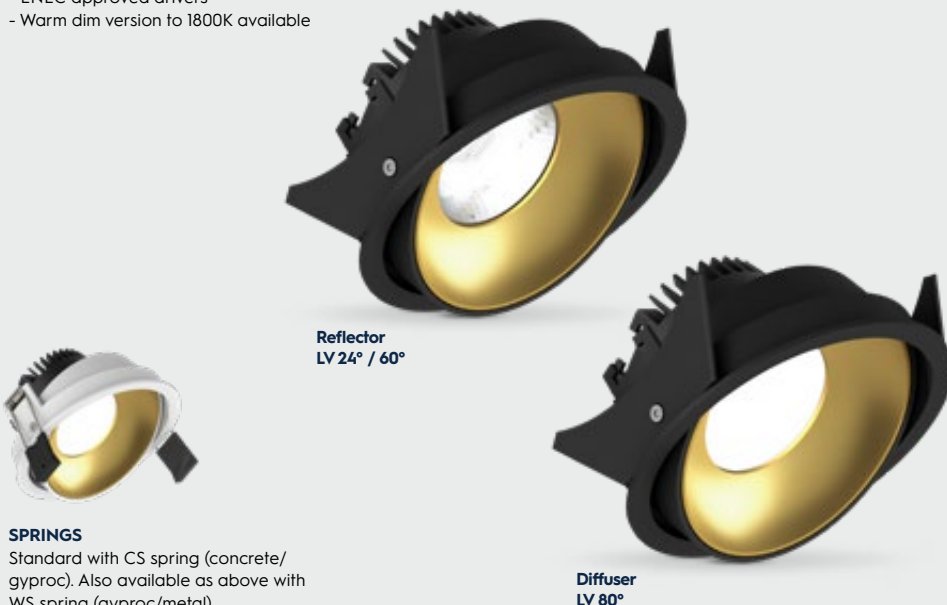


FEATURES

- High CRI LED optimized towards TM30
- ENEC approved drivers
- Warm dim version to 1800K available



SPRINGS

Standard with CS spring (concrete/gyproc). Also available as above with WS spring (gyproc/metal).

COLOURS

Available colours:



Nr	Housing	Inside ring
	RAL 9016	
XX=61	Matt white	Gold
XX=62	Matt white	Black
XX=65	Matt white	White



Nr	Housing	Inside ring
	RAL 9005	
XX=71	Matt black	Gold
XX=72	Matt black	Black
XX=76	Matt black	White

Fido 108 LV(-HE)

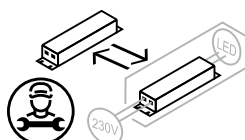
Adjustable

SPECIFICATIONS

Beam angle (FWHM)	24° / 60° / 80°
Fixture material	Housing: Die cast aluminium / Reflector glass: Polycarbonate
Environment	Indoor
IK rate	IK03
Operating temperature (Ta)	-20°C / +45°C ¹
Safety marks	EN60598 / EN62031 / EN62471
EMC compliance	EN55015
Colour consistency (SDCM)	MacAdam step 3
Warranty	7 years * (within the European Union and the countries of the Free Trade Association for products delivered after 1 May 2015)
Safety class	II
Energy class	These products contain a light source of energy efficiency class: CRI97 - G (1800-3000K) / F (2700K/3000K) / E (4000K) & CRI95 - D (2700K/3000K/4000K)

This luminaire contains built-in LED lamps. There are no exchangeable parts inside the luminaire. EU 874/2012

¹ In applications with a flat roof (fi. car showrooms) the temperatures may exceed 45°C. Please ask our sales office for a special driver.



IP20

CRI95 VARIATIONS

Fido 108 LV-HE 2700K CRI95 1350/1825Lm	page 3
Fido 108 LV-HE 3000K CRI95 1375/1875Lm	page 4
Fido 108 LV-HE 4000K CRI95 1425/1925Lm	page 5

CRI97 VARIATIONS

Fido 108 LV 2700K CRI97 1150Lm	page 6
Fido 108 LV 3000K CRI97 1250Lm	page 7
Fido 108 LV 4000K CRI97 1350Lm	page 8
Fido 108 LV 1800-3000K CRI97 1250Lm	page 9

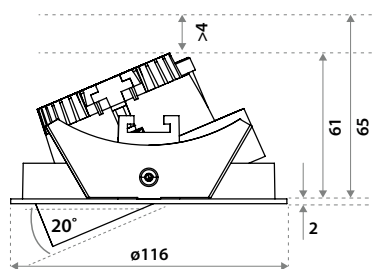
CRI95 CHOOSE YOUR LV LUMEN OUTPUT

	mA	W	Lumen Output			Lumen / Watt			UGR			Driver types				
			2700K	3000K	4000K	2700K	3000K	4000K	3000K			No dim	Triac	1-10V & Push	Dali	Casambi
									24°	60°	80°					
Special request	125	4,5	700	725	750	155	161	166	21.2	22.1	26.6	127570	x	x	x	x
Special request	150	5,5	850	875	900	154	159	164	21.9	22.7	27.2	CC21W150-500	x	x	ECO240A	142047
Special request	200	7,4	1125	1150	1175	152	156	159	22.8	23.7	28.2	CC21W150-500	on request	x	ECO240A	142047
Standard	250	9,3	1350	1375	1425	145	148	153	23.5	24.0	28.5	CC21W150-500	on request	125400	ECO240A	142047
Special request	300	11,3	1575	1625	1675	140	144	150	24.0	24.9	29.4	145192	on request	125400	ECO240A	142047
Special request	350	13,2	1825	1875	1925	138	142	145	24.5	25.4	29.9	145192	EC25CA-E1ZHP	125400	ECO240A	142047

CRI97 CHOOSE YOUR LV LUMEN OUTPUT

	mA	W	Lumen Output			Lumen / Watt			UGR			Driver types				
			2700K	3000K	4000K	2700K	3000K	4000K	3000K			No dim	Triac	1-10V & Push	Dali	Casambi
									24°	60°	80°					
Special request	125	5,0	475	500	525	95	100	105	19.9	20.8	25.3	127570	x	x	x	x
Special request	150	6,1	550	575	625	91	95	103	20.4	21.3	25.8	CC21W150-500	x	x	ECO240A	142047
Special request	200	8,1	700	750	825	86	93	102	21.4	22.2	26.7	CC21W150-500	on request	x	ECO240A	142047
Special request	250	9,8	850	900	1000	87	92	102	22.0	22.8	27.3	CC21W150-500	on request	125400	ECO240A	142047
Special request	300	12,0	1050	1100	1200	88	92	100	22.7	23.5	28.0	145192	on request	125400	ECO240A	142047
Standard	350	13,8	1150	1250	1350	83	91	98	23.1	24.0	28.4	145192	EC25CA-E1ZHP	125400	ECO240A	142047

DIMENSIONS



CUT-OUT



Using CS springs: Ø 108 mm.
Thickness ceiling 5-65 mm
& recess depth 65 mm.

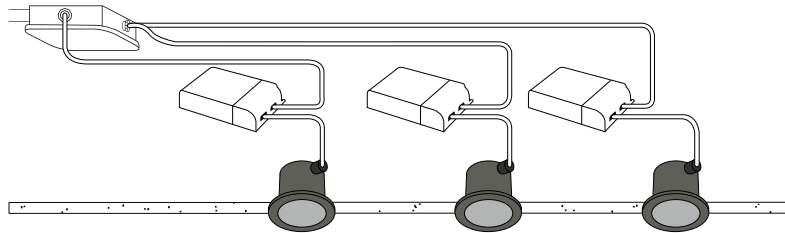


Using WS springs: Ø 108 mm.
Thickness ceiling 1-30 mm
& recess depth 65 mm.

For soft ceiling tiles we recommend using a wooden plate or a ceiling ring on the reverse side of the tile.

FIDO 108 LV-HE

Downlight incl. PSU



2700K CRI95 1350/1825LM

ITEM SPECIFICATIONS (PART A)

Description	Item code CS	Item code WS	Extra	Input	mA	W	Lm	Lm/W	CRI (typ.)
Fido 108 LV-HE 2700K 1350Lm CRI95 24° No dim	F2SC03XX4K02	F2SC03XX9K02	incl. PSU	220-240V	250	9,3	1350	145	95
Fido 108 LV-HE 2700K 1825Lm CRI95 24° Triac	F2SC03XX4A02	F2SC03XX9A02	incl. PSU	220-240V	350	13,2	1825	138	95
Fido 108 LV-HE 2700K 1350Lm CRI95 24° 1-10V & Push	F2SC03XX4T02	F2SC03XX9T02	incl. PSU	220-240V	250	9,3	1350	145	95
Fido 108 LV-HE 2700K 1350Lm CRI95 24° Dali	F2SC03XX4B02	F2SC03XX9B02	incl. PSU	220-240V	250	9,3	1350	145	95
Fido 108 LV-HE 2700K 1350Lm CRI95 24° Casambi	F2SC03XX4C02	F2SC03XX9C02	incl. PSU	220-240V	250	9,3	1350	145	95
Fido 108 LV-HE 2700K 1350Lm CRI95 60° No dim	F2SC03XX4L02	F2SC03XX9L02	incl. PSU	220-240V	250	9,3	1350	145	95
Fido 108 LV-HE 2700K 1825Lm CRI95 60° Triac	F2SC03XX4D02	F2SC03XX9D02	incl. PSU	220-240V	350	13,2	1825	138	95
Fido 108 LV-HE 2700K 1350Lm CRI95 60° 1-10V & Push	F2SC03XX4U02	F2SC03XX9U02	incl. PSU	220-240V	250	9,3	1350	145	95
Fido 108 LV-HE 2700K 1350Lm CRI95 60° Dali	F2SC03XX4E02	F2SC03XX9E02	incl. PSU	220-240V	250	9,3	1350	145	95
Fido 108 LV-HE 2700K 1350Lm CRI95 60° Casambi	F2SC03XX4F02	F2SC03XX9F02	incl. PSU	220-240V	250	9,3	1350	145	95
Fido 108 LV-HE 2700K 1350Lm CRI95 80° No dim	F2SC03XX4M02	F2SC03XX9M02	incl. PSU	220-240V	250	9,3	1350	145	95
Fido 108 LV-HE 2700K 1825Lm CRI95 80° Triac	F2SC03XX4G02	F2SC03XX9G02	incl. PSU	220-240V	350	13,2	1825	138	95
Fido 108 LV-HE 2700K 1350Lm CRI95 80° 1-10V & Push	F2SC03XX4V02	F2SC03XX9V02	incl. PSU	220-240V	250	9,3	1350	145	95
Fido 108 LV-HE 2700K 1350Lm CRI95 80° Dali	F2SC03XX4H02	F2SC03XX9H02	incl. PSU	220-240V	250	9,3	1350	145	95
Fido 108 LV-HE 2700K 1350Lm CRI95 80° Casambi	F2SC03XX4J02	F2SC03XX9J02	incl. PSU	220-240V	250	9,3	1350	145	95

ITEM SPECIFICATIONS (PART B)

Description	R9	Rf	Rg	R15	UGR	Pf	Ripple	Inrush	B16A
Fido 108 LV-HE 2700K 1350Lm CRI95 24° No dim	69	93	99	92	23.4	0.85	<3%	21A 180µs	50 pcs
Fido 108 LV-HE 2700K 1825Lm CRI95 24° Triac	69	93	99	92	24.4	0.95	<9%	8.4A 544µs	85 pcs
Fido 108 LV-HE 2700K 1350Lm CRI95 24° 1-10V & Push	69	93	99	92	23.4	0.95	<3%	5A 50µs	50 pcs
Fido 108 LV-HE 2700K 1350Lm CRI95 24° Dali	69	93	99	92	23.4	0.95	<3%	5A 50µs	50 pcs
Fido 108 LV-HE 2700K 1350Lm CRI95 24° Casambi	69	93	99	92	23.4	0.95	<3%	5A 50µs	50 pcs
Fido 108 LV-HE 2700K 1350Lm CRI95 60° No dim	69	93	99	92	24.3	0.85	<3%	21A 180µs	50 pcs
Fido 108 LV-HE 2700K 1825Lm CRI95 60° Triac	69	93	99	92	25.3	0.95	<9%	8.4A 544µs	85 pcs
Fido 108 LV-HE 2700K 1350Lm CRI95 60° 1-10V & Push	69	93	99	92	24.3	0.95	<3%	5A 50µs	50 pcs
Fido 108 LV-HE 2700K 1350Lm CRI95 60° Dali	69	93	99	92	24.3	0.95	<3%	5A 50µs	50 pcs
Fido 108 LV-HE 2700K 1350Lm CRI95 60° Casambi	69	93	99	92	24.3	0.95	<3%	5A 50µs	50 pcs
Fido 108 LV-HE 2700K 1350Lm CRI95 80° No dim	69	93	99	92	28.7	0.85	<3%	21A 180µs	50 pcs
Fido 108 LV-HE 2700K 1825Lm CRI95 80° Triac	69	93	99	92	29.8	0.95	<9%	8.4A 544µs	85 pcs
Fido 108 LV-HE 2700K 1350Lm CRI95 80° 1-10V & Push	69	93	99	92	28.7	0.95	<3%	5A 50µs	50 pcs
Fido 108 LV-HE 2700K 1350Lm CRI95 80° Dali	69	93	99	92	28.7	0.95	<3%	5A 50µs	50 pcs
Fido 108 LV-HE 2700K 1350Lm CRI95 80° Casambi	69	93	99	92	28.7	0.95	<3%	5A 50µs	50 pcs

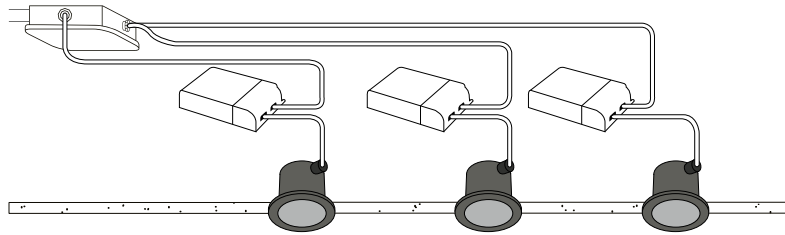
ITEM SPECIFICATIONS (PART C)

Description	Safety class	Energy class	Weight	Dimensions single carton	Quantity per carton	Expected Lifetime			Reported Lifetime*		
						L70B10	L80B10	L90B10	L70B10	L80B10	L90B10
Fido 108 LV-HE 2700K 1350Lm CRI95	II	D	532 gr	160x107x100 mm	18 pcs	653.000 hrs	529.000 hrs	465.000 hrs	>105.000 hrs	>105.000 hrs	>105.000 hrs

All values are measured at 230V (+/- 7%). * Based on 19.000hrs of LM80 testing at 1200mA and a Tc85°C.

FIDO 108 LV-HE

Downlight incl. PSU



3000K CRI95 1375/1875LM

ITEM SPECIFICATIONS (PART A)

Description	Item code CS	Item code WS	Extra	Input	mA	W	Lm	Lm/W	CRI (typ.)
Fido 108 LV-HE 3000K 1375Lm CRI95 24° No dim	F2SD03XX4K02	F2SD03XX9K02	incl. PSU	220-240V	250	9,3	1375	148	95
Fido 108 LV-HE 3000K 1875Lm CRI95 24° Triac	F2SD03XX4A02	F2SD03XX9A02	incl. PSU	220-240V	350	13,2	1875	142	95
Fido 108 LV-HE 3000K 1375Lm CRI95 24° 1-10V & Push	F2SD03XX4T02	F2SD03XX9T02	incl. PSU	220-240V	250	9,3	1375	148	95
Fido 108 LV-HE 3000K 1375Lm CRI95 24° Dali	F2SD03XX4B02	F2SD03XX9B02	incl. PSU	220-240V	250	9,3	1375	148	95
Fido 108 LV-HE 3000K 1375Lm CRI95 24° Casambi	F2SD03XX4C02	F2SD03XX9C02	incl. PSU	220-240V	250	9,3	1375	148	95
Fido 108 LV-HE 3000K 1375Lm CRI95 60° No dim	F2SD03XX4L02	F2SD03XX9L02	incl. PSU	220-240V	250	9,3	1375	148	95
Fido 108 LV-HE 3000K 1875Lm CRI95 60° Triac	F2SD03XX4D02	F2SD03XX9D02	incl. PSU	220-240V	350	13,2	1875	142	95
Fido 108 LV-HE 3000K 1375Lm CRI95 60° 1-10V & Push	F2SD03XX4U02	F2SD03XX9U02	incl. PSU	220-240V	250	9,3	1375	148	95
Fido 108 LV-HE 3000K 1375Lm CRI95 60° Dali	F2SD03XX4E02	F2SD03XX9E02	incl. PSU	220-240V	250	9,3	1375	148	95
Fido 108 LV-HE 3000K 1375Lm CRI95 60° Casambi	F2SD03XX4F02	F2SD03XX9F02	incl. PSU	220-240V	250	9,3	1375	148	95
Fido 108 LV-HE 3000K 1375Lm CRI95 80° No dim	F2SD03XX4M02	F2SD03XX9M02	incl. PSU	220-240V	250	9,3	1375	148	95
Fido 108 LV-HE 3000K 1875Lm CRI95 80° Triac	F2SD03XX4G02	F2SD03XX9G02	incl. PSU	220-240V	350	13,2	1875	142	95
Fido 108 LV-HE 3000K 1375Lm CRI95 80° 1-10V & Push	F2SD03XX4V02	F2SD03XX9V02	incl. PSU	220-240V	250	9,3	1375	148	95
Fido 108 LV-HE 3000K 1375Lm CRI95 80° Dali	F2SD03XX4H02	F2SD03XX9H02	incl. PSU	220-240V	250	9,3	1375	148	95
Fido 108 LV-HE 3000K 1375Lm CRI95 80° Casambi	F2SD03XX4J02	F2SD03XX9J02	incl. PSU	220-240V	250	9,3	1375	148	95

ITEM SPECIFICATIONS (PART B)

Description	R9	Rf	Rg	R15	UGR	Pf	Ripple	Inrush	B16A
Fido 108 LV-HE 3000K 1375Lm CRI95 24° No dim	80	91	101	95	23.5	0.85	<3%	21A 180μS	50 pcs
Fido 108 LV-HE 3000K 1875Lm CRI95 24° Triac	80	91	101	95	24.5	0.95	<9%	8.4A 544μS	85 pcs
Fido 108 LV-HE 3000K 1375Lm CRI95 24° 1-10V & Push	80	91	101	95	23.5	0.95	<3%	5A 50μS	50 pcs
Fido 108 LV-HE 3000K 1375Lm CRI95 24° Dali	80	91	101	95	23.5	0.95	<3%	5A 50μS	50 pcs
Fido 108 LV-HE 3000K 1375Lm CRI95 24° Casambi	80	91	101	95	23.5	0.95	<3%	5A 50μS	50 pcs
Fido 108 LV-HE 3000K 1375Lm CRI95 60° No dim	80	91	101	95	24.0	0.85	<3%	21A 180μS	50 pcs
Fido 108 LV-HE 3000K 1875Lm CRI95 60° Triac	80	91	101	95	25.4	0.95	<9%	8.4A 544μS	85 pcs
Fido 108 LV-HE 3000K 1375Lm CRI95 60° 1-10V & Push	80	91	101	95	24.0	0.95	<3%	5A 50μS	50 pcs
Fido 108 LV-HE 3000K 1375Lm CRI95 60° Dali	80	91	101	95	24.0	0.95	<3%	5A 50μS	50 pcs
Fido 108 LV-HE 3000K 1375Lm CRI95 60° Casambi	80	91	101	95	24.0	0.95	<3%	5A 50μS	50 pcs
Fido 108 LV-HE 3000K 1375Lm CRI95 80° No dim	80	91	101	95	28.5	0.85	<3%	21A 180μS	50 pcs
Fido 108 LV-HE 3000K 1875Lm CRI95 80° Triac	80	91	101	95	29.9	0.95	<9%	8.4A 544μS	85 pcs
Fido 108 LV-HE 3000K 1375Lm CRI95 80° 1-10V & Push	80	91	101	95	28.5	0.95	<3%	5A 50μS	50 pcs
Fido 108 LV-HE 3000K 1375Lm CRI95 80° Dali	80	91	101	95	28.5	0.95	<3%	5A 50μS	50 pcs
Fido 108 LV-HE 3000K 1375Lm CRI95 80° Casambi	80	91	101	95	28.5	0.95	<3%	5A 50μS	50 pcs

ITEM SPECIFICATIONS (PART C)

Description	Safety class	Energy class	Weight	Dimensions single carton	Quantity per carton	Expected Lifetime			Reported Lifetime*		
						L70B10	L80B10	L90B10	L70B10	L80B10	L90B10
Fido 108 LV-HE 3000K 1375Lm CRI95	II	D	532 gr	160x107x100 mm	18 pcs	653.000 hrs	529.000 hrs	465.000 hrs	>105.000 hrs	>105.000 hrs	>105.000 hrs

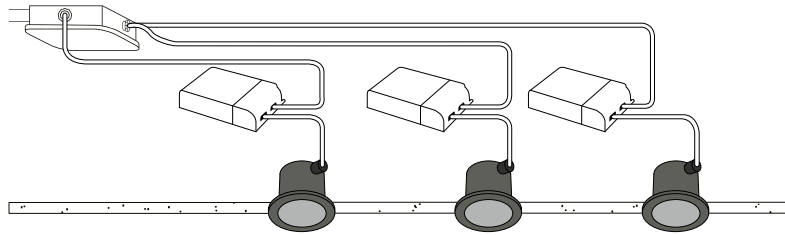
All values are measured at 230V (+/- 7%). * Based on 19.000hrs of LM80 testing at 1200mA and a Tc85°C.

FIDO 108 LV-HE

Downlight incl. PSU



4000K CRI95 1425/1925LM



ITEM SPECIFICATIONS (PART A)

Description	Item code CS	Item code WS	Extra	Input	mA	W	Lm	Lm/W	CRI (typ.)
Fido 108 LV-HE 4000K 1425Lm CRI95 24° No dim	F2SF03XX4K02	F2SF03XX9K02	incl. PSU	220-240V	250	9,3	1425	153	95
Fido 108 LV-HE 4000K 1925Lm CRI95 24° Triac	F2SF03XX4A02	F2SF03XX9A02	incl. PSU	220-240V	350	13,2	1925	145	95
Fido 108 LV-HE 4000K 1425Lm CRI95 24° 1-10V & Push	F2SF03XX4T02	F2SF03XX9T02	incl. PSU	220-240V	250	9,3	1425	153	95
Fido 108 LV-HE 4000K 1425Lm CRI95 24° Dali	F2SF03XX4B02	F2SF03XX9B02	incl. PSU	220-240V	250	9,3	1425	153	95
Fido 108 LV-HE 4000K 1425Lm CRI95 24° Casambi	F2SF03XX4C02	F2SF03XX9C02	incl. PSU	220-240V	250	9,3	1425	153	95
Fido 108 LV-HE 4000K 1425Lm CRI95 60° No dim	F2SF03XX4L02	F2SF03XX9L02	incl. PSU	220-240V	250	9,3	1425	153	95
Fido 108 LV-HE 4000K 1925Lm CRI95 60° Triac	F2SF03XX4D02	F2SF03XX9D02	incl. PSU	220-240V	350	13,2	1925	145	95
Fido 108 LV-HE 4000K 1425Lm CRI95 60° 1-10V & Push	F2SF03XX4U02	F2SF03XX9U02	incl. PSU	220-240V	250	9,3	1425	153	95
Fido 108 LV-HE 4000K 1425Lm CRI95 60° Dali	F2SF03XX4E02	F2SF03XX9E02	incl. PSU	220-240V	250	9,3	1425	153	95
Fido 108 LV-HE 4000K 1425Lm CRI95 60° Casambi	F2SF03XX4F02	F2SF03XX9F02	incl. PSU	220-240V	250	9,3	1425	153	95
Fido 108 LV-HE 4000K 1425Lm CRI95 80° No dim	F2SF03XX4M02	F2SF03XX9M02	incl. PSU	220-240V	250	9,3	1425	153	95
Fido 108 LV-HE 4000K 1925Lm CRI95 80° Triac	F2SF03XX4G02	F2SF03XX9G02	incl. PSU	220-240V	350	13,2	1925	145	95
Fido 108 LV-HE 4000K 1425Lm CRI95 80° 1-10V & Push	F2SF03XX4V02	F2SF03XX9V02	incl. PSU	220-240V	250	9,3	1425	153	95
Fido 108 LV-HE 4000K 1425Lm CRI95 80° Dali	F2SF03XX4H02	F2SF03XX9H02	incl. PSU	220-240V	250	9,3	1425	153	95
Fido 108 LV-HE 4000K 1425Lm CRI95 80° Casambi	F2SF03XX4J02	F2SF03XX9J02	incl. PSU	220-240V	250	9,3	1425	153	95

ITEM SPECIFICATIONS (PART B)

Description	R9	Rf	Rg	R15	UGR	Pf	Ripple	Inrush	B16A
Fido 108 LV-HE 4000K 1425Lm CRI95 24° No dim	83	91	99	94	23.2	0.85	<3%	21A 180µs	50 pcs
Fido 108 LV-HE 4000K 1925Lm CRI95 24° Triac	83	91	99	94	24.6	0.95	<9%	8.4A 544µs	85 pcs
Fido 108 LV-HE 4000K 1425Lm CRI95 24° 1-10V & Push	83	91	99	94	23.2	0.95	<3%	5A 50µs	50 pcs
Fido 108 LV-HE 4000K 1425Lm CRI95 24° Dali	83	91	99	94	23.2	0.95	<3%	5A 50µs	50 pcs
Fido 108 LV-HE 4000K 1425Lm CRI95 24° Casambi	83	91	99	94	23.2	0.95	<3%	5A 50µs	50 pcs
Fido 108 LV-HE 4000K 1425Lm CRI95 60° No dim	83	91	99	94	14.1	0.85	<3%	21A 180µs	50 pcs
Fido 108 LV-HE 4000K 1925Lm CRI95 60° Triac	83	91	99	94	25.5	0.95	<9%	8.4A 544µs	85 pcs
Fido 108 LV-HE 4000K 1425Lm CRI95 60° 1-10V & Push	83	91	99	94	14.1	0.95	<3%	5A 50µs	50 pcs
Fido 108 LV-HE 4000K 1425Lm CRI95 60° Dali	83	91	99	94	14.1	0.95	<3%	5A 50µs	50 pcs
Fido 108 LV-HE 4000K 1425Lm CRI95 60° Casambi	83	91	99	94	14.1	0.95	<3%	5A 50µs	50 pcs
Fido 108 LV-HE 4000K 1425Lm CRI95 80° No dim	83	91	99	94	28.5	0.85	<3%	21A 180µs	50 pcs
Fido 108 LV-HE 4000K 1925Lm CRI95 80° Triac	83	91	99	94	30.0	0.95	<9%	8.4A 544µs	85 pcs
Fido 108 LV-HE 4000K 1425Lm CRI95 80° 1-10V & Push	83	91	99	94	28.5	0.95	<3%	5A 50µs	50 pcs
Fido 108 LV-HE 4000K 1425Lm CRI95 80° Dali	83	91	99	94	28.5	0.95	<3%	5A 50µs	50 pcs
Fido 108 LV-HE 4000K 1425Lm CRI95 80° Casambi	83	91	99	94	28.5	0.95	<3%	5A 50µs	50 pcs

ITEM SPECIFICATIONS (PART C)

Description	Safety class	Energy class	Weight	Dimensions single carton	Quantity per carton	Expected Lifetime			Reported Lifetime*		
						L70B10	L80B10	L90B10	L70B10	L80B10	L90B10
Fido 108 LV-HE 4000K 1425Lm CRI95	II	D	532 gr	160x107x100 mm	18 pcs	653.000 hrs	529.000 hrs	465.000 hrs	>105.000 hrs	>105.000 hrs	>105.000 hrs

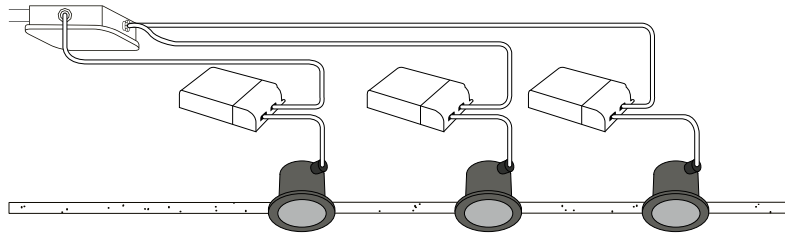
All values are measured at 230V (+/- 7%). * Based on 19.000hrs of LM80 testing at 1200mA and a Tc85°C.

FIDO 108 LV

Downlight incl. PSU



2700K CRI97 1150LM



ITEM SPECIFICATIONS (PART A)

Description	Item code CS	Item code WS	Extra	Input	W	Lm	Lm/W	CRI (typ.)
Fido 108 LV 2700K 1150Lm CRI97 24° No dim	F25C03XX4K02	F25C03XX9K02	incl. PSU	220-240V	13,8	1150	83	97
Fido 108 LV 2700K 1150Lm CRI97 24° Triac	F25C03XX4A02	F25C03XX9A02	incl. PSU	220-240V	13,8	1150	83	97
Fido 108 LV 2700K 1150Lm CRI97 24° 1-10V & Push	F25C03XX4T02	F25C03XX9T02	incl. PSU	220-240V	13,8	1150	83	97
Fido 108 LV 2700K 1150Lm CRI97 24° Dali	F25C03XX4B02	F25C03XX9B02	incl. PSU	220-240V	13,8	1150	83	97
Fido 108 LV 2700K 1150Lm CRI97 24° Casambi	F25C03XX4C02	F25C03XX9C02	incl. PSU	220-240V	13,8	1150	83	97
Fido 108 LV 2700K 1150Lm CRI97 60° No dim	F25C03XX4L02	F25C03XX9L02	incl. PSU	220-240V	13,8	1150	83	97
Fido 108 LV 2700K 1150Lm CRI97 60° Triac	F25C03XX4D02	F25C03XX9D02	incl. PSU	220-240V	13,8	1150	83	97
Fido 108 LV 2700K 1150Lm CRI97 60° 1-10V & Push	F25C03XX4U02	F25C03XX9U02	incl. PSU	220-240V	13,8	1150	83	97
Fido 108 LV 2700K 1150Lm CRI97 60° Dali	F25C03XX4E02	F25C03XX9E02	incl. PSU	220-240V	13,8	1150	83	97
Fido 108 LV 2700K 1150Lm CRI97 60° Casambi	F25C03XX4F02	F25C03XX9F02	incl. PSU	220-240V	13,8	1150	83	97
Fido 108 LV 2700K 1150Lm CRI97 80° No dim	F25C03XX4M02	F25C03XX9M02	incl. PSU	220-240V	13,8	1150	83	97
Fido 108 LV 2700K 1150Lm CRI97 80° Triac	F25C03XX4G02	F25C03XX9G02	incl. PSU	220-240V	13,8	1150	83	97
Fido 108 LV 2700K 1150Lm CRI97 80° 1-10V & Push	F25C03XX4V02	F25C03XX9V02	incl. PSU	220-240V	13,8	1150	83	97
Fido 108 LV 2700K 1150Lm CRI97 80° Dali	F25C03XX4H02	F25C03XX9H02	incl. PSU	220-240V	13,8	1150	83	97
Fido 108 LV 2700K 1150Lm CRI97 80° Casambi	F25C03XX4J02	F25C03XX9J02	incl. PSU	220-240V	13,8	1150	83	97

ITEM SPECIFICATIONS (PART B)

Description	R9	Rf	Rg	R15	UGR	Pf	Ripple	Inrush	B16A
Fido 108 LV 2700K 1150Lm CRI97 24° No dim	93	96	103	99	20.8	0.98	<5%	7A 13μS	50 pcs
Fido 108 LV 2700K 1150Lm CRI97 24° Triac	93	96	103	99	20.8	0.95	<9%	8.4A 544μS	85 pcs
Fido 108 LV 2700K 1150Lm CRI97 24° 1-10V & Push	93	96	103	99	20.8	0.95	<3%	5A 50μS	50 pcs
Fido 108 LV 2700K 1150Lm CRI97 24° Dali	93	96	103	99	20.8	0.95	<3%	5A 50μS	50 pcs
Fido 108 LV 2700K 1150Lm CRI97 24° Casambi	93	96	103	99	20.8	0.95	<3%	5A 50μS	50 pcs
Fido 108 LV 2700K 1150Lm CRI97 60° No dim	93	96	103	99	21.6	0.98	<5%	7A 13μS	50 pcs
Fido 108 LV 2700K 1150Lm CRI97 60° Triac	93	96	103	99	21.6	0.95	<9%	8.4A 544μS	85 pcs
Fido 108 LV 2700K 1150Lm CRI97 60° 1-10V & Push	93	96	103	99	21.6	0.95	<3%	5A 50μS	50 pcs
Fido 108 LV 2700K 1150Lm CRI97 60° Dali	93	96	103	99	21.6	0.95	<3%	5A 50μS	50 pcs
Fido 108 LV 2700K 1150Lm CRI97 60° Casambi	93	96	103	99	21.6	0.95	<3%	5A 50μS	50 pcs
Fido 108 LV 2700K 1150Lm CRI97 80° No dim	93	96	103	99	26.1	0.98	<5%	7A 13μS	50 pcs
Fido 108 LV 2700K 1150Lm CRI97 80° Triac	93	96	103	99	26.1	0.95	<9%	8.4A 544μS	85 pcs
Fido 108 LV 2700K 1150Lm CRI97 80° 1-10V & Push	93	96	103	99	26.1	0.95	<3%	5A 50μS	50 pcs
Fido 108 LV 2700K 1150Lm CRI97 80° Dali	93	96	103	99	26.1	0.95	<3%	5A 50μS	50 pcs
Fido 108 LV 2700K 1150Lm CRI97 80° Casambi	93	96	103	99	26.1	0.95	<3%	5A 50μS	50 pcs

ITEM SPECIFICATIONS (PART C)

Description	Safety class	Energy class	Weight	Dimensions single carton	Quantity per carton	Expected Lifetime B10 reported (25°C)		
						L70B10	L80B10	L90B10
Fido 108 LV 2700K 1150Lm CRI97	II	F	532 gr	160x107x100 mm	18 pcs	>60.500 hrs	>60.500 hrs	>60.500 hrs

All values are measured at 230V (+/- 7%)

30-04-2026

eldoLED bridgelux. KGP

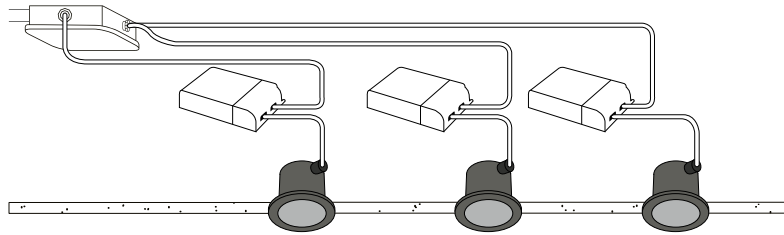
LUMILEDS TCI CASAMBI TE

FIDO 108 LV

Downlight incl. PSU



3000K CRI97 1250LM



ITEM SPECIFICATIONS (PART A)

Description	Item code CS	Item code WS	Extra	Input	W	Lm	Lm/W	CRI (typ.)
Fido 108 LV 3000K 1250Lm CRI97 24° No dim	F25D03XX4K02	F25D03XX9K02	incl. PSU	220-240V	13,8	1250	91	97
Fido 108 LV 3000K 1250Lm CRI97 24° Triac	F25D03XX4A02	F25D03XX9A02	incl. PSU	220-240V	13,8	1250	91	97
Fido 108 LV 3000K 1250Lm CRI97 24° 1-10V & Push	F25D03XX4T02	F25D03XX9T02	incl. PSU	220-240V	13,8	1250	91	97
Fido 108 LV 3000K 1250Lm CRI97 24° Dali	F25D03XX4B02	F25D03XX9B02	incl. PSU	220-240V	13,8	1250	91	97
Fido 108 LV 3000K 1250Lm CRI97 24° Casambi	F25D03XX4C02	F25D03XX9C02	incl. PSU	220-240V	13,8	1250	91	97
Fido 108 LV 3000K 1250Lm CRI97 60° No dim	F25D03XX4L02	F25D03XX9L02	incl. PSU	220-240V	13,8	1250	91	97
Fido 108 LV 3000K 1250Lm CRI97 60° Triac	F25D03XX4D02	F25D03XX9D02	incl. PSU	220-240V	13,8	1250	91	97
Fido 108 LV 3000K 1250Lm CRI97 60° 1-10V & Push	F25D03XX4U02	F25D03XX9U02	incl. PSU	220-240V	13,8	1250	91	97
Fido 108 LV 3000K 1250Lm CRI97 60° Dali	F25D03XX4E02	F25D03XX9E02	incl. PSU	220-240V	13,8	1250	91	97
Fido 108 LV 3000K 1250Lm CRI97 60° Casambi	F25D03XX4F02	F25D03XX9F02	incl. PSU	220-240V	13,8	1250	91	97
Fido 108 LV 3000K 1250Lm CRI97 80° No dim	F25D03XX4M02	F25D03XX9M02	incl. PSU	220-240V	13,8	1250	91	97
Fido 108 LV 3000K 1250Lm CRI97 80° Triac	F25D03XX4G02	F25D03XX9G02	incl. PSU	220-240V	13,8	1250	91	97
Fido 108 LV 3000K 1250Lm CRI97 80° 1-10V & Push	F25D03XX4V02	F25D03XX9V02	incl. PSU	220-240V	13,8	1250	91	97
Fido 108 LV 3000K 1250Lm CRI97 80° Dali	F25D03XX4H02	F25D03XX9H02	incl. PSU	220-240V	13,8	1250	91	97
Fido 108 LV 3000K 1250Lm CRI97 80° Casambi	F25D03XX4J02	F25D03XX9J02	incl. PSU	220-240V	13,8	1250	91	97

ITEM SPECIFICATIONS (PART B)

Description	R9	Rf	Rg	R15	UGR	Pf	Ripple	Inrush	B16A
Fido 108 LV 3000K 1250Lm CRI97 24° No dim	96	95	103	100	21.1	0.98	<5%	7A 13μS	50 pcs
Fido 108 LV 3000K 1250Lm CRI97 24° Triac	96	95	103	100	21.1	0.95	<9%	8.4A 544μS	85 pcs
Fido 108 LV 3000K 1250Lm CRI97 24° 1-10V & Push	96	95	103	100	21.1	0.95	<3%	5A 50μS	50 pcs
Fido 108 LV 3000K 1250Lm CRI97 24° Dali	96	95	103	100	21.1	0.95	<3%	5A 50μS	50 pcs
Fido 108 LV 3000K 1250Lm CRI97 24° Casambi	96	95	103	100	21.1	0.95	<3%	5A 50μS	50 pcs
Fido 108 LV 3000K 1250Lm CRI97 60° No dim	96	95	103	100	21.9	0.98	<5%	7A 13μS	50 pcs
Fido 108 LV 3000K 1250Lm CRI97 60° Triac	96	95	103	100	21.9	0.95	<9%	8.4A 544μS	85 pcs
Fido 108 LV 3000K 1250Lm CRI97 60° 1-10V & Push	96	95	103	100	21.9	0.95	<3%	5A 50μS	50 pcs
Fido 108 LV 3000K 1250Lm CRI97 60° Dali	96	95	103	100	21.9	0.95	<3%	5A 50μS	50 pcs
Fido 108 LV 3000K 1250Lm CRI97 60° Casambi	96	95	103	100	21.9	0.95	<3%	5A 50μS	50 pcs
Fido 108 LV 3000K 1250Lm CRI97 80° No dim	96	95	103	100	26.4	0.98	<5%	7A 13μS	50 pcs
Fido 108 LV 3000K 1250Lm CRI97 80° Triac	96	95	103	100	26.4	0.95	<9%	8.4A 544μS	85 pcs
Fido 108 LV 3000K 1250Lm CRI97 80° 1-10V & Push	96	95	103	100	26.4	0.95	<3%	5A 50μS	50 pcs
Fido 108 LV 3000K 1250Lm CRI97 80° Dali	96	95	103	100	26.4	0.95	<3%	5A 50μS	50 pcs
Fido 108 LV 3000K 1250Lm CRI97 80° Casambi	96	95	103	100	26.4	0.95	<3%	5A 50μS	50 pcs

ITEM SPECIFICATIONS (PART C)

Description	Safety class	Energy class	Weight	Dimensions single carton	Quantity per carton	Expected Lifetime B10 reported (25°C)		
						L70B10	L80B10	L90B10
Fido 108 LV 3000K 1250Lm CRI97	II	F	532 gr	160x107x100 mm	18 pcs	>60.500 hrs	>60.500 hrs	>60.500 hrs

All values are measured at 230V (+/- 7%)

30-04-2026

eldoLED bridgelux KGP

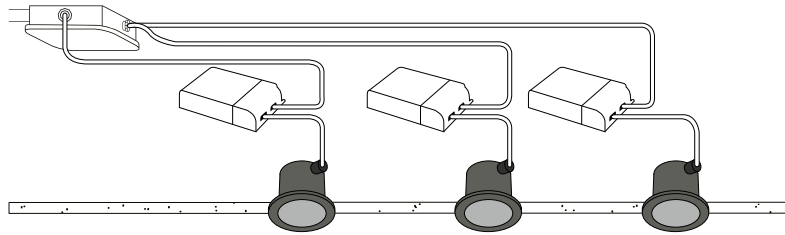
LUMILEDS TCI CASAMBI TE

FIDO 108 LV

Downlight incl. PSU



4000K CRI97 1350LM



ITEM SPECIFICATIONS (PART A)

Description	Item code CS	Item code WS	Extra	Input	W	Lm	Lm/W	CRI (typ.)
Fido 108 LV 4000K 1350Lm CRI97 24° No dim	F25H03XX4K02	F25H03XX9K02	incl. PSU	220-240V	13,8	1350	98	97
Fido 108 LV 4000K 1350Lm CRI97 24° Triac	F25H03XX4A02	F25H03XX9A02	incl. PSU	220-240V	13,8	1350	98	97
Fido 108 LV 4000K 1350Lm CRI97 24° 1-10V & Push	F25H03XX4T02	F25H03XX9T02	incl. PSU	220-240V	13,8	1350	98	97
Fido 108 LV 4000K 1350Lm CRI97 24° Dali	F25H03XX4B02	F25H03XX9B02	incl. PSU	220-240V	13,8	1350	98	97
Fido 108 LV 4000K 1350Lm CRI97 24° Casambi	F25H03XX4C02	F25H03XX9C02	incl. PSU	220-240V	13,8	1350	98	97
Fido 108 LV 4000K 1350Lm CRI97 60° No dim	F25H03XX4L02	F25H03XX9L02	incl. PSU	220-240V	13,8	1350	98	97
Fido 108 LV 4000K 1350Lm CRI97 60° Triac	F25H03XX4D02	F25H03XX9D02	incl. PSU	220-240V	13,8	1350	98	97
Fido 108 LV 4000K 1350Lm CRI97 60° 1-10V & Push	F25H03XX4U02	F25H03XX9U02	incl. PSU	220-240V	13,8	1350	98	97
Fido 108 LV 4000K 1350Lm CRI97 60° Dali	F25H03XX4E02	F25H03XX9E02	incl. PSU	220-240V	13,8	1350	98	97
Fido 108 LV 4000K 1350Lm CRI97 60° Casambi	F25H03XX4F02	F25H03XX9F02	incl. PSU	220-240V	13,8	1350	98	97
Fido 108 LV 4000K 1350Lm CRI97 80° No dim	F25H03XX4M02	F25H03XX9M02	incl. PSU	220-240V	13,8	1350	98	97
Fido 108 LV 4000K 1350Lm CRI97 80° Triac	F25H03XX4G02	F25H03XX9G02	incl. PSU	220-240V	13,8	1350	98	97
Fido 108 LV 4000K 1350Lm CRI97 80° 1-10V & Push	F25H03XX4V02	F25H03XX9V02	incl. PSU	220-240V	13,8	1350	98	97
Fido 108 LV 4000K 1350Lm CRI97 80° Dali	F25H03XX4H02	F25H03XX9H02	incl. PSU	220-240V	13,8	1350	98	97
Fido 108 LV 4000K 1350Lm CRI97 80° Casambi	F25H03XX4J02	F25H03XX9J02	incl. PSU	220-240V	13,8	1350	98	97

ITEM SPECIFICATIONS (PART B)

Description	R9	Rf	Rg	R15	UGR	Pf	Ripple	Inrush	B16A
Fido 108 LV 4000K 1350Lm CRI97 24° No dim	96	95	103	100	21.3	0.98	<5%	7A 13μS	50 pcs
Fido 108 LV 4000K 1350Lm CRI97 24° Triac	96	95	103	100	21.3	0.95	<9%	8.4A 544μS	85 pcs
Fido 108 LV 4000K 1350Lm CRI97 24° 1-10V & Push	96	95	103	100	21.3	0.95	<3%	5A 50μS	50 pcs
Fido 108 LV 4000K 1350Lm CRI97 24° Dali	96	95	103	100	21.3	0.95	<3%	5A 50μS	50 pcs
Fido 108 LV 4000K 1350Lm CRI97 24° Casambi	96	95	103	100	21.3	0.95	<3%	5A 50μS	50 pcs
Fido 108 LV 4000K 1350Lm CRI97 60° No dim	96	95	103	100	22.2	0.98	<5%	7A 13μS	50 pcs
Fido 108 LV 4000K 1350Lm CRI97 60° Triac	96	95	103	100	22.2	0.95	<9%	8.4A 544μS	85 pcs
Fido 108 LV 4000K 1350Lm CRI97 60° 1-10V & Push	96	95	103	100	22.2	0.95	<3%	5A 50μS	50 pcs
Fido 108 LV 4000K 1350Lm CRI97 60° Dali	96	95	103	100	22.2	0.95	<3%	5A 50μS	50 pcs
Fido 108 LV 4000K 1350Lm CRI97 60° Casambi	96	95	103	100	22.2	0.95	<3%	5A 50μS	50 pcs
Fido 108 LV 4000K 1350Lm CRI97 80° No dim	96	95	103	100	26.6	0.98	<5%	7A 13μS	50 pcs
Fido 108 LV 4000K 1350Lm CRI97 80° Triac	96	95	103	100	26.6	0.95	<9%	8.4A 544μS	85 pcs
Fido 108 LV 4000K 1350Lm CRI97 80° 1-10V & Push	96	95	103	100	26.6	0.95	<3%	5A 50μS	50 pcs
Fido 108 LV 4000K 1350Lm CRI97 80° Dali	96	95	103	100	26.6	0.95	<3%	5A 50μS	50 pcs
Fido 108 LV 4000K 1350Lm CRI97 80° Casambi	96	95	103	100	26.6	0.95	<3%	5A 50μS	50 pcs

ITEM SPECIFICATIONS (PART C)

Description	Safety class	Energy class	Weight	Dimensions single carton	Quantity per carton	Expected Lifetime B10 reported (25°C)		
						L70B10	L80B10	L90B10
Fido 108 LV 4000K 1350Lm CRI97	II	E	532 gr	160x107x100 mm	18 pcs	>60.500 hrs	>60.500 hrs	>60.500 hrs

All values are measured at 230V (+/- 7%)

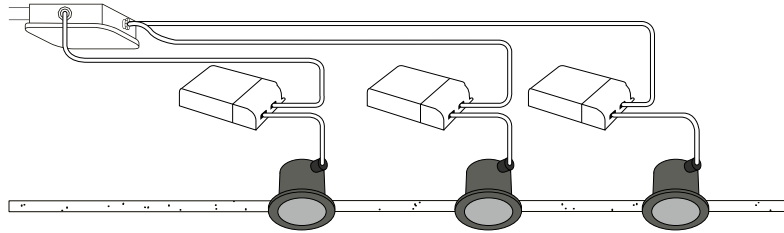
30-04-2026

FIDO 108 LV

Downlight incl. PSU



1800-3000K CRI97 1250LM



ITEM SPECIFICATIONS (PART A)

Description	24°			60°			80°		
	Item code		UGR	Item code		UGR	Item code		UGR
	CS	WS		CS	WS		CS	WS	
Fido 108 LV 1800-3000K 1250Lm CRI97 Triac	F25F03XX4A02	F25F03XX9A02	21.1	F25F03XX4D02	F25F03XX9D02	21.9	F25F03XX4G02	F25F03XX9G02	26.4
Fido 108 LV 1800-3000K 1250Lm CRI97 1-10V & Push	F25F03XX4T02	F25F03XX9T02	21.1	F25F03XX4U02	F25F03XX9U02	21.9	F25F03XX4V02	F25F03XX9V02	26.4
Fido 108 LV 1800-3000K 1250Lm CRI97 Dali	F25F03XX4B02	F25F03XX9B02	21.1	F25F03XX4E02	F25F03XX9E02	21.9	F25F03XX4H02	F25F03XX9H02	26.4
Fido 108 LV 1800-3000K 1250Lm CRI97 Casambi	F25F03XX4C02	F25F03XX9C02	21.1	F25F03XX4F02	F25F03XX9F02	21.9	F25F03XX4J02	F25F03XX9J02	26.4

ITEM SPECIFICATIONS (PART B)

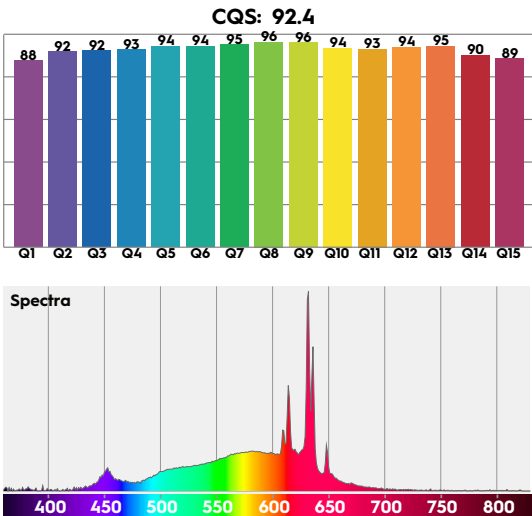
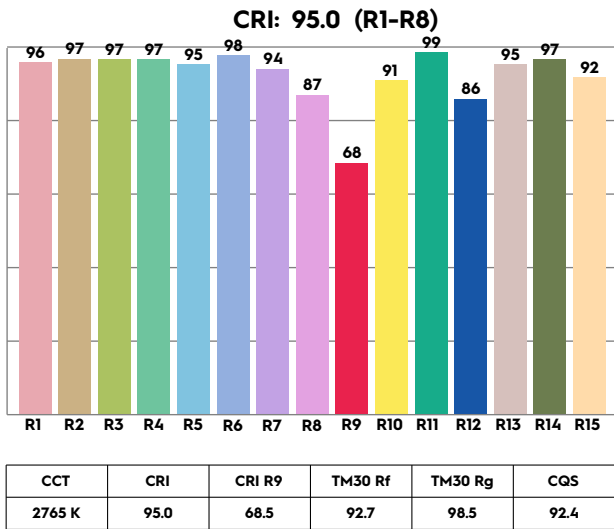
Description	CCT	W	Lm	Lm/W	CRI (typ.)	R9	Rf	Rg	mA	Pf	Ripple	Inrush	B16A
Fido 108 LV 1800-3000K 1250Lm CRI97 Triac	100%	3000	13,8	1250	91	97	93	95	102	350	0.95	<3%	2A 50µs 50 pcs
	50%	2500	6,9	625	90	94	90	95	105				
	25%	2200	3,4	300	88	93	94	93	105				
	10%	1800	1,4	125	89	92	97	86	110				
Fido 108 LV 1800-3000K 1250Lm CRI97 1-10V & Push	100%	3000	13,8	1250	91	97	93	95	102	350	0.95	<3%	5A 50µs 50 pcs
	50%	2500	6,9	625	90	94	90	95	105				
	25%	2200	3,4	300	88	93	94	93	105				
	10%	1800	1,4	125	89	92	97	86	110				
Fido 108 LV 1800-3000K 1250Lm CRI97 Dali	100%	3000	13,8	1250	91	97	93	95	102	350	0.95	<5%	200mA²s 106 pcs
	50%	2500	6,9	625	90	94	90	95	105				
	25%	2200	3,4	300	88	93	94	93	105				
	10%	1800	1,4	125	89	92	97	86	110				
Fido 108 LV 1800-3000K 1250Lm CRI97 Casambi	100%	3000	13,8	1250	91	97	93	95	102	350	0.95	<3%	5A 50µs 50 pcs
	50%	2500	6,9	625	90	94	90	95	105				
	25%	2200	3,4	300	88	93	94	93	105				
	10%	1800	1,4	125	89	92	97	86	110				

ITEM SPECIFICATIONS (PART C)

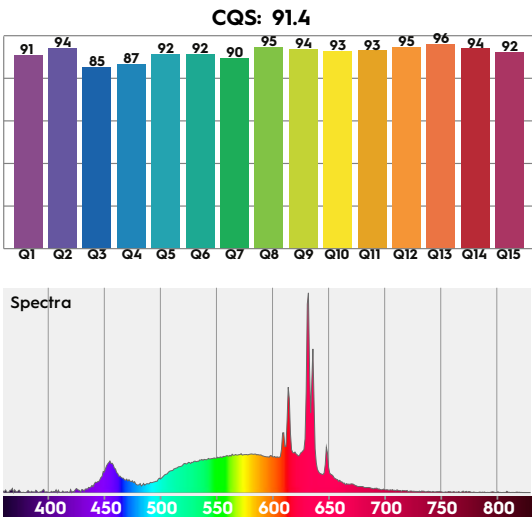
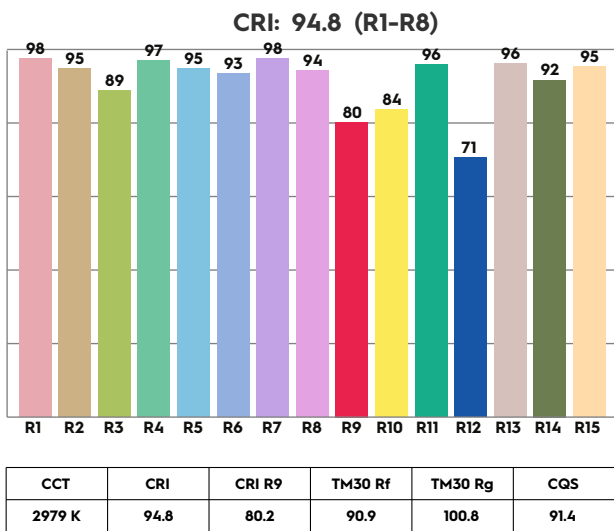
Description	Safety class	Energy class	Weight	Dimensions single carton	Quantity per carton	Expected Lifetime B10 reported (25°C)		
						L70B10	L80B10	L90B10
Fido 108 LV 1800-3000K 1250Lm CRI97	II	G	532 gr	160x107x100 mm	18 pcs	>60.500 hrs	>60.500 hrs	>60.500 hrs

All values are measured at 230V (+/- 7%)

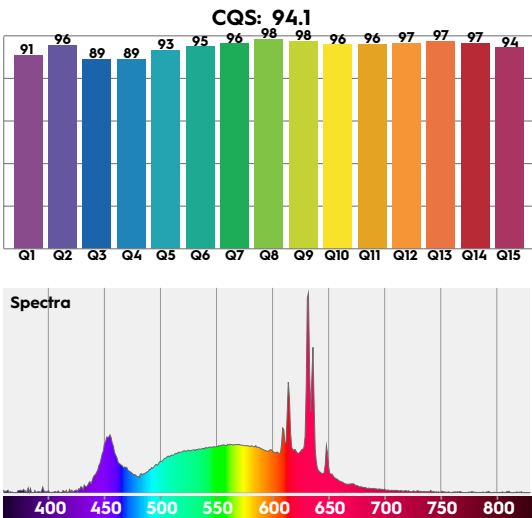
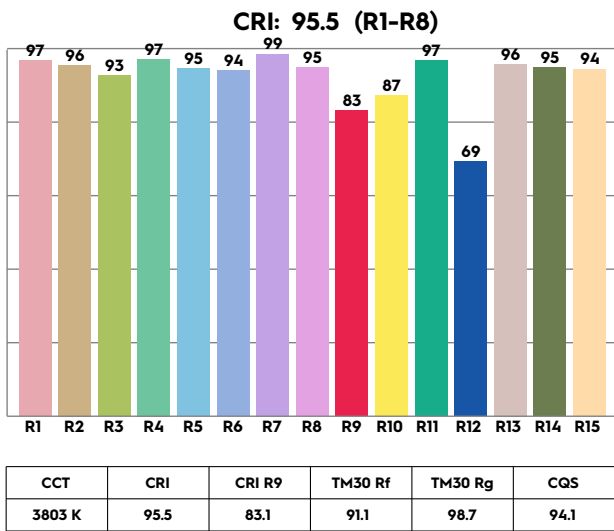
2700K



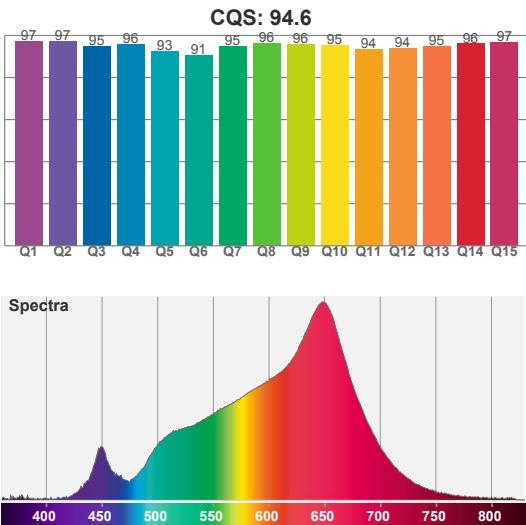
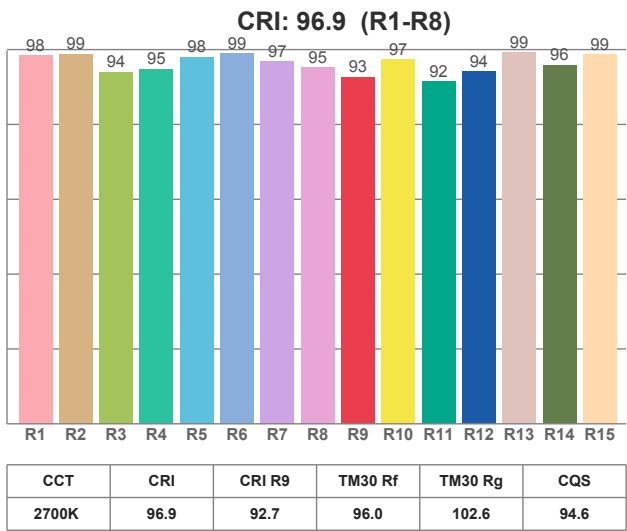
3000K



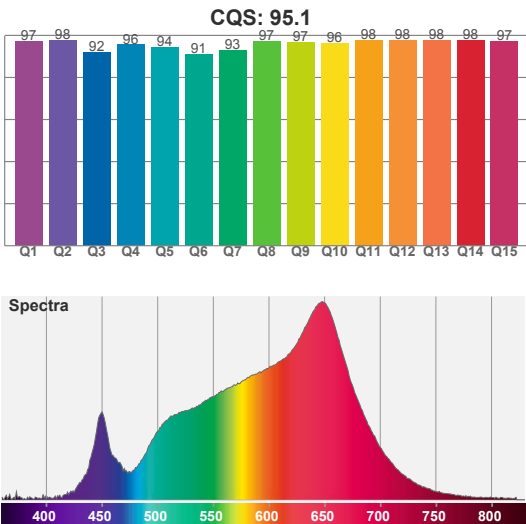
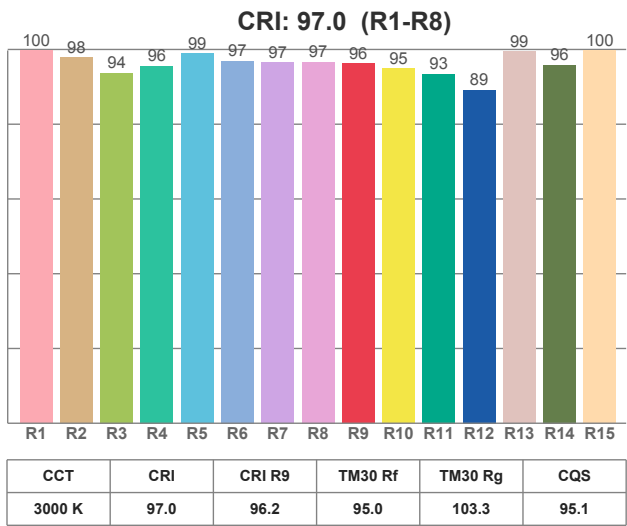
4000K



2700K



3000K



4000K

